

There is example of how to modify Sennheiser MKH415T microphone. Many Sennheiser T-powered mics can be modded same way.


Unscrew the holding pin and gently pull out the tube:






Unsolder 3 wires, that connect microphone PCB to XLR socket.


We made insert for P48-T12 PCB. Following figures show, how the P48-T12 PCB pinout corresponds to the microphone wiring.



Following pictures show how to fit the module into the limited space in microphone.
HINT: it's lot easier to fit the PCB, if you temporarily desolder one of beige capacitors on the microphone PCB.



So, we made following modification:



Check, that PCB fits and holding pin can move through the hole:



If all is OK, you can assemble the microphone.